

## Frequently Asked Questions

### First Year Degree Online Admission Form

**Any issue with Online Admission Form and Online Payment. You may come to College Office between 10:00 am to 4:00 pm on 1<sup>st</sup> floor and Contact Rahul Javkar, Roshan Khilnani or Ramesh Yadav**

**OR**

**write to us at [support@kccollege.edu.in](mailto:support@kccollege.edu.in) or**

**Call 022 - 6698 1000 / 6698 1025 / 2282 2069 between 10:00 am to 05:00 pm.**

#### 1. Unable to see the course options

Kindly refresh the page and follow this order for resolution:

- a) Basic Course
- b) Main Course
- c) Medium of the instruction
- d) Main Subject group
- e) Subject group

and then proceed further.

#### 2. How to apply for more than one program.

Kindly click on Register now and provide your email id and mobile no again and a new registration no. and password will be sent on the details provided by you.

This document will be updated on a regular basis.

If any issue is not resolved kindly write to us at [support@kccollege.edu.in](mailto:support@kccollege.edu.in) or  
Call 022 - 6698 1000 / 6698 1025 / 2282 2069 between 10:00 am to 05:00 pm.

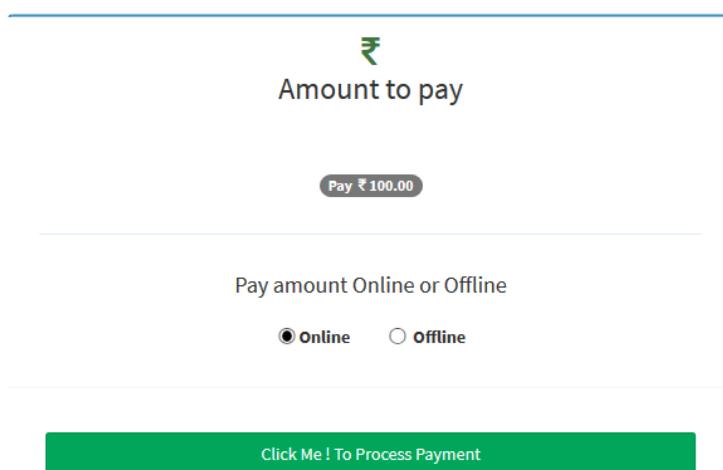
### 3. Payment related issue.

**For Online:** Kindly write to us at [support@kccollege.edu.in](mailto:support@kccollege.edu.in) with your Registration number. If the amount is deducted twice for an application, it will be refunded back to you.

**For Offline:** Kindly pay ₹ 100 Form fees at the time of submission from 13<sup>th</sup> June, 2018 to 18<sup>th</sup> June, 2018.

### 4. Issue with not able to go ahead with online payment.

**Step 1:** Kindly choose Online



₹  
Amount to pay

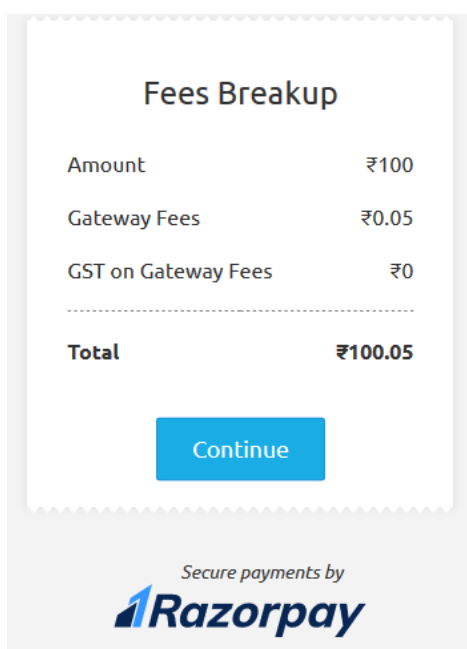
Pay ₹ 100.00

Pay amount Online or Offline

Online    Offline

Click Me ! To Process Payment

**Step 2:** Press Continue



**Fees Breakup**

Amount	₹100
Gateway Fees	₹0.05
GST on Gateway Fees	₹0
<b>Total</b>	<b>₹100.05</b>

Continue

Secure payments by  
**Razorpay**

This document will be updated on a regular basis.

If any issue is not resolved kindly write to us at [support@kccollege.edu.in](mailto:support@kccollege.edu.in) or  
Call 022 - 6698 1000 / 6698 1025 / 2282 2069 between 10:00 am to 05:00 pm.

**Step 3: Choose your mode of payment**

**KISHINCHAND CH...**  
Admission Fees  
₹ 100

Phone  
+919673232596

Email  
ccmssupport@iitms.co.in

SELECT A PAYMENT METHOD

Card      Netbanking      UPI

**Step 4:**

After completion of payment you should see the below screen (It is a popup download your payment receipt). Close this popup after downloading

Commonreport.aspx - Mozilla Firefox (Private Browsing)

registration.mastersofterp.in/Report/Commonreport.aspx?pagetitle=Online Payment Report&format=No&path=-,Report,OnlinePaymentReport.rpt&param=@TransactionId-24647

1 of 1      Automatic Zoom

**Online Payment Details**

**Thank You ! here is your payment confirmation.**

**KISHINCHAND CHELLARAM COLLEGE**

Thank you. Your Online Payment of Rs. 100.00 is processed successfully.

Receipt No : 24,647  
Application No. : 84033  
Name : DUMMY TESTING ASDJH  
Course : FYBCOM

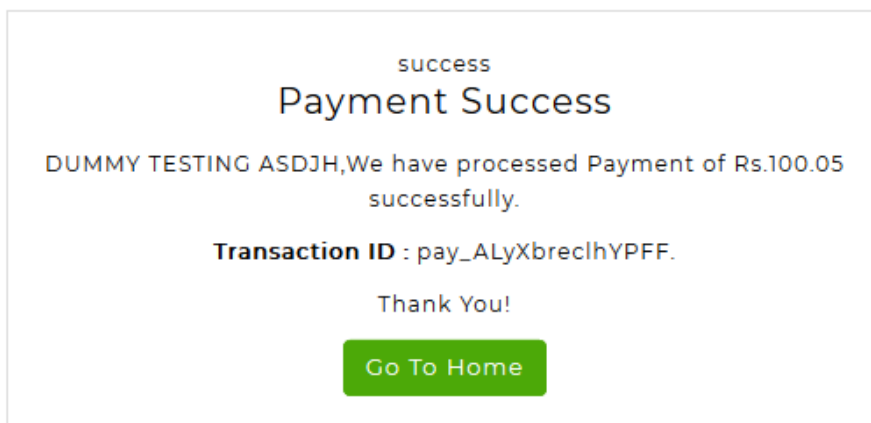
Transaction Status : Successful, as on 11/06/2018 1:23:33PM  
Transaction ID : pay\_ALyXbrechYPPFF  
Transaction Amount : 100.00

*(Note if you cannot see the above window kindly enable popup for your browser, Please read Question no. 6)*

**This document will be updated on a regular basis.**

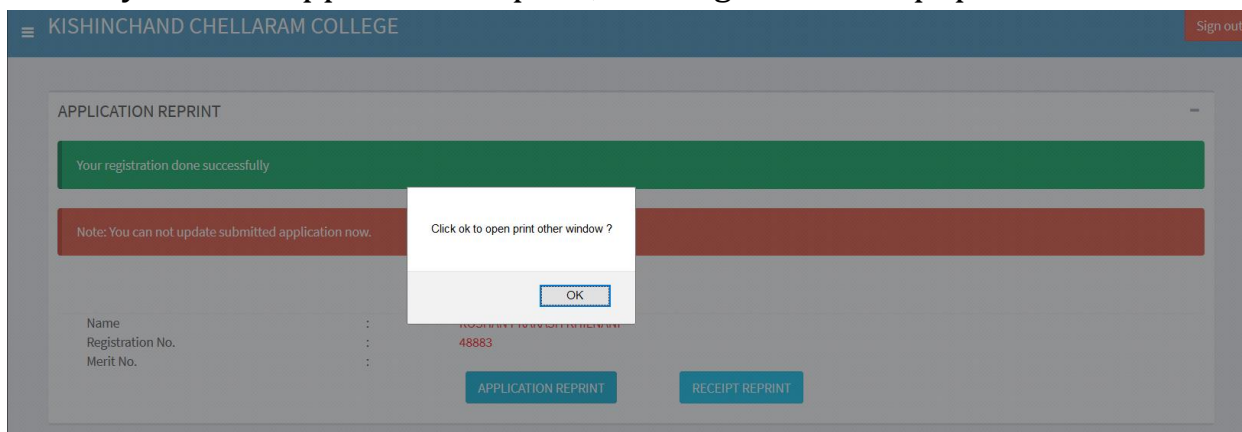
**If any issue is not resolved kindly write to us at [support@kccollege.edu.in](mailto:support@kccollege.edu.in) or  
Call 022 - 6698 1000 / 6698 1025 / 2282 2069 between 10:00 am to 05:00 pm.**

**Step 5:** After which you will see screen showing a Green Button “Go to Home”. Click on it. You will be redirected to your form page showing Declaration.



## 5. Unable to download application form.

Kindly click on Application Reprint, a dialogue box will pop as shown



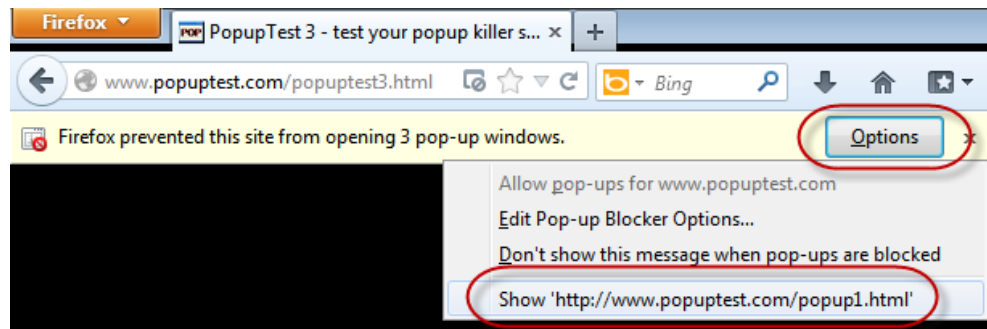
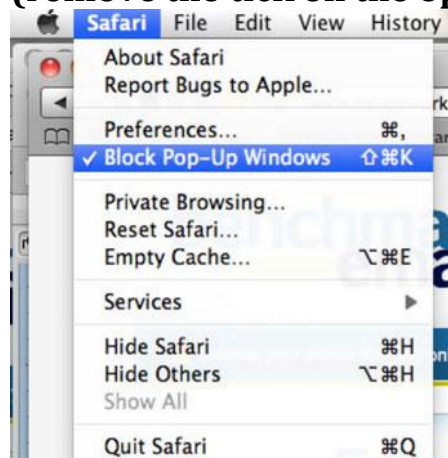
(Note if you cannot see the above window kindly enable popup for your browser, please read Question no. 6)

## 6. Unable to see the above popup “Click ok to open print other window?”

Kindly enable pop-up on your browser to download the application form. Students using Macintosh (Apple) kindly use Chrome or Firefox browser to download the application form or disable popup for safari from the setting. The following images are examples for, where the options are to show popup on firefox, chrome and safari.

This document will be updated on a regular basis.

If any issue is not resolved kindly write to us at [support@kccollege.edu.in](mailto:support@kccollege.edu.in) or  
Call 022 - 6698 1000 / 6698 1025 / 2282 2069 between 10:00 am to 05:00 pm.

**Firefox** →**Chrome** →**Safari** →**(remove the tick on the option)**

**Click again on application Reprint to**

## **7. If incorrect information is provided and you have submitted the application.**

Kindly email your registration number, along with incorrect information provided and request to unlock your application.

**This document will be updated on a regular basis.**

**If any issue is not resolved kindly write to us at [support@kccollege.edu.in](mailto:support@kccollege.edu.in) or  
Call 022 - 6698 1000 / 6698 1025 / 2282 2069 between 10:00 am to 05:00 pm.**

### **8. Can you change subject combination for F.Y.B.A. and F.Y.B.Sc.**

For F.Y.B.A. and F.Y.B.Sc., subject preference may be selected by the applicant, but the final allotment of combination will be at the time of admission.

### **9. Applicants who do not have an Aadhaar Card**

Kindly write 12 times 1 (1111 1111 1111) in the respective field and proceed further with your application.

### **10. Applicants who are applying for B.Sc. General and F.Y.B.A.**

Kindly do not fill more than one application for B.Sc. General and F.Y.B.A.